

# SATIN

SATIN SERIES

TONE ON TONE

20 SHADES



MORE THAN  
**90%**  
NATURALLY  
DERIVED

AMMONIA FREE TONE ON TONE COLOUR

# INFINITI® SATIN SERIES Tone on Tone Colour

INFINITI Satin is a series of 20 intermixable, ammonia free tone on tone shades. It is an ideal introduction to first time colouring, gradually washing away and giving minimal re-growth. It is also suitable for clients not requiring a full permanent colour. Advanced breakthrough formula with DATEM PLUS® Technology, Shea Butter and Argan Oil provide beautiful, even results with amazing shine for radiant, healthier-looking hair. INFINITI Satin's unique conditioning emulsion crème base, coupled with our acclaimed DATEM™ PLUS Technology ensures fast and effective penetration of the colour molecule without cuticle damage.





















The ultra gentle, ammonia free formula will not lift or lighten natural or artificial colour and can be used directly after a permanent wave. It can be used to enhance natural hair colour or add tone and will cover up to 50% white hair.

INFINITI Satin can also be mixed with Intensives to create unique, one-off colours for your clients.

**Clear '000'** can be used to dilute and modify the other colours in the range to give the colourist unlimited shade variations. Clear '000' can also be used alone (mixed with Satin Activator 2.1% - 7 Vol) to add shine and texture to fine, dull, natural or tinted hair WITHOUT changing the colour.

## SHADE GUIDE

The INFINITI Satin Shade Chart is based on 50% white hair.


|  |  |  |  |   |
|--|--|--|--|---|
| <br><b>.000</b><br>CLEAR          | <br><b>2.0</b><br>BLACK / BROWN         | <br><b>4.0</b><br>MEDIUM BROWN      | <br><b>5.0</b><br>LIGHT BROWN        | <br><b>6.0</b><br>DARK BLONDE        |
| <br><b>7.0</b><br>MEDIUM BLONDE | <br><b>8.0</b><br>LIGHT BLONDE        | <br><b>9.00</b><br>CHAMPAGNE      | <br><b>4.65</b><br>BEAUJOLAIS      | <br><b>5.4</b><br>BURNISHED COPPER |
| <br><b>6.65</b><br>PORT WINE    | <br><b>7.4</b><br>TAWNY COPPER BLONDE | <br><b>5.036</b><br>COFFEE        | <br><b>6.036</b><br>DARK CHOCOLATE | <br><b>7.036</b><br>MILK CHOCOLATE |
| <br><b>9.035</b><br>CAFFE LATTE | <br><b>7.3</b><br>SAHARA              | <br><b>8.31</b><br>WARM ASH BEIGE | <br><b>8.32</b><br>WARM BEIGE      | <br><b>9.23</b><br>PEARL BLONDE    |

# COLOUR SELECTION & MIXING INFINITI Satin

INFINITI Satin deposits colour without any lift action - it therefore adds colour and/or depth to the clients existing colour.

Mix INFINITI Satin in a non-metallic bowl or applicator with INFINITI Satin Activator to the ratio of 1 part colour to 2 parts developer.

EXAMPLE 30g/1.06oz INFINITI Satin + 60g/2.12oz INFINITI Satin Activator.



**For optimum results** If no white hair is present, a shade lighter than the target should be used. This rule does not apply to shades used as toners on very blonde hair (e.g. 9.00 Champagne Blonde, 9.23 Pearl Blonde). Where a lighter shade is not available, mix Clear 000 into the chosen shade to a ratio of 1 part Clear 000 to 3 parts of the chosen INFINITI Satin shade.

EXAMPLE 15g/0.53oz Clear 000 + 45g/1.58oz INFINITI Satin shade + 120g/4.2oz INFINITI Satin Activator. Total mix: 180g/6.34oz.

## WHITE HAIR

When Approximately 50% white hair is present, the target shade can be used.

When Approximately 50% - 100% white hair is present, mix the target shade with the next darker natural shade, to a ratio of 3 parts target shade to 1 part next darker natural shade. EXAMPLE 45g/1.58oz target shade + 15g/0.53oz next darker natural shade + 120g/4.2oz INFINITI Satin Activator. Total mix: 180g/6.34oz.

## INFINITI Satin Clear 000

Clear 000 contains no colour and may be used to dilute the colour of any INFINITI Satin shade.

EXAMPLE

45g 4.65 + 15g '000' CLEAR will give a one shade lighter colour - 5.65

30g 4.65 + 30g '000' CLEAR will give a two shade lighter colour - 6.65

15g 4.65 + 45g '000' CLEAR will give a three shade lighter colour - 7.65

**!** Important: When you dilute all shades, except naturals, the tone will be weakened.

## Using Clear 000 as a Shine & Texturising Treatment

Clear 000 can be used alone to add shine and texture to fine, dull, natural or tinted hair WITHOUT changing the colour. Mix Clear 000 with INFINITI Satin Activator to a ratio of 1 part Clear 000 to 2 parts INFINITI Satin Activator. EXAMPLE 30g/1.06oz Clear 000 + 60g/2.12oz INFINITI Satin Activator.

| Hair Type                                      | Result   |
|--|--|
| Static hair and all hair types that need shine | Hair becomes easier to work and more manageable. |
| Highlighted Hair                               | High gloss finish                                |


## APPLICATION & DEVELOPMENT

INFINITI Satin can be applied to wet or dry hair. When applied to pre-washed/towel dried hair, it produces a tone on tone result that gradually fades away. When applied to dry hair, it produces a more permanent result.

## Virgin Hair: First Time Application

Mix enough product to allow application to whole head of hair and apply from roots to ends. For processing times, see below.

## Regrowth: Retouch Application



Mix enough product to allow application to whole head of hair.

When applying where there is still colour present in the ends of the hair, the following method should be used:

1 Apply to the regrowth area only. Process for 15-20 minutes.

2 Apply remaining colour to the mid-lengths and ends of the hair and massage. Process for 5-10 minutes.

If the hair is excessively porous through the mid-lengths and ends, it is advisable to mix Clear 000 with the target shade to a ratio of 1 part Clear 000 to 3 parts of the target shade. EXAMPLE 15g/0.53oz Clear 000 + 45g/1.58oz target shade + 120g/4.2oz INFINITI Satin Activator. Total mix: 180g/6.34oz.

Total processing time: 25 minutes.

## INFINITI Satin Processing Times

Processing times will vary depending on the porosity of the hair. Individual judgement must be made for each application.

The following is a guide to help to assess the correct development time.

DO NOT use heat with INFINITI Satin.



1 Natural hair with little or no chemical treatment and low porosity: 20 - 25 minutes or 15 minutes covered with a cap.

2 Chemically treated and porous hair. (tinted / permed) 10 -15 minutes.

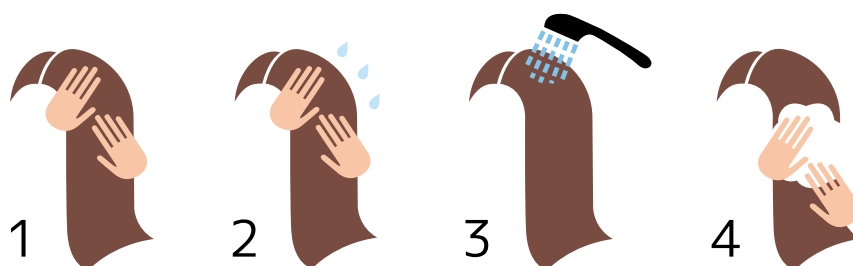
3 Very porous natural or chemically treated hair or immediately after perming. 3 - 15 minutes.

If necessary dilute with Clear 000. Visual processing time.

4 When using INFINITI Satin as a toner on bleached, very light or porous hair, always strand test prior to application. Use Clear 000 to dilute chosen shade to required depth. Visual processing time.

**TIP** INFINITI Satin may also be used to refresh colours from the INFINITI Permanent Hair Colour range after a permanent wave or to refresh the ends after a root application with Infiniti (Numbering System is the same for both products).

## REMOVING THE COLOUR INFINITI Satin



1 At the end of the processing time, without adding water, emulsify the colour around the hairline to remove any stains.

2 Add a small amount of water and continue to emulsify the remaining colour.

3 Rinse until the water runs clear.

4 Cleanse and condition with AFFINAGE ColourCare Shampoo and Conditioner.